

WOOLF/Moto



WOOLF/Ring



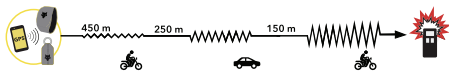
HOW WOOLF/MOTO WORKS

Wear **WOOLF/Moto** on your wrist to get perfectly perceivable vibrations on every motorbike.

HOW WOOLF/RING WORKS



Remove the ignition key and place **WOOLF/Ring** in your pants pocket to get perceivable vibrations.

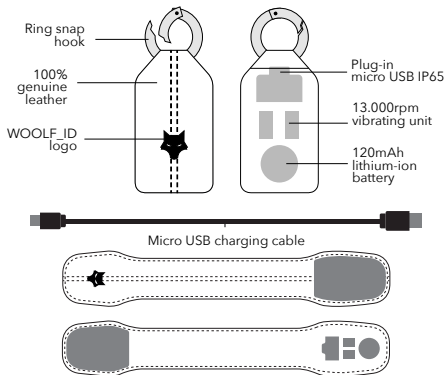


Starting from 450 mt, increasing vibrations alerts you the approach of:



** MANDATORY FUNCTION FOR CIRCULATION IN FRANCE ACCORDING TO LAW

DEVICES DESCRIPTION



PACKAGE CONTENTS

- 1 device WOOLF_ID
- 1 micro USB charging cable
- 1 instruction, use and maintenance manual

DEVICE INFORMATIONS

- WOOLF_ID works in over 70 countries with a database of more than 120.000 points.
- It works in Bluetooth with multiple devices at the same time, with the screen off and with calls in progress on your smartphone
- It doesn't consume gigabytes. Internet connection is required only for maps updated.
- Compatible with Android and iOS smartphones
- Wearable and rechargeable battery with over 1 month of battery life

HOW TO ACTIVATE WOOLF_ID

1. Download the app WOOLF_ID for free from the store or directly from this link: <http://app.woolf.bike>
2. Each WOOLF device is delivered with battery partially charged; however, it is advisable to recharge it for at least 4 hours.
3. Remember to disconnect WOOLF from the USB charging cable before use
4. In the first registration you will be asked to "Do you want to give WOOLF access to the "I'm sorry, but what about your position?" For the operation of WOOLF_ID is essential **ALWAYS** click "Allow".
5. Click **REGISTER** if you are a new user or **ACCEPT** if you are already registered.

Complete the **REGISTRATION** by indicating the required

HOW TO PAIR WOOLF_ID TO YOUR SMARTPHONE

For automatic and immediate pairing Follow the steps on the app:

- Bluetooth and GPS must always be on.
- The two devices must remain close to each other
- No one else at the time of pairing WOOLF_ID device must be located near yours, so as not to compromise the match.

CUSTOMIZE YOUR APP

- Enter the menu by clicking the **3 horizontal bars** that appear in the screen in the upper right corner.
- Check your profile and activate the preferred options in the WOOLF_ID app: Required countries, alerts, advance alerts and more.



SWITCHING ON THE DEVICE

It happens automatically at the first movement of the bracelet. It is confirmed by 3 vibrations and by the signal on the screen. Clicking on the icon will give you a confirmation vibration.

SWITCHING OFF THE DEVICE

Each WOOLF_ID service is deactivated only when the App is closed. Otherwise the device remains in stand-by mode.



ACTIVE CONNECTION ICON

Indicates that the connection is active; is accompanied by 3 fast vibrations.



STAND-BY ICON

Indicates the stand-by state, which intervenes after a few minutes of inactivity, without generating any more battery consumption of the smartphone.



DISCONNECTION ICON


Appears when the connection is interrupted. It may be due to: lack of GPS signal, the distance of the 2 devices between them or other; it is accompanied by 3 long vibrations.



RECONNECTION

If there is a good GPS signal, the device is reconnected automatically when the bracelet is first moved, or by clicking on the circle with or without the **P** in the centre of the screen. This is followed by 3 fast vibrations to confirm operation.

WARNING FOR USERS

Before each departure, carefully check that the connection icon always appears on the screen of your smartphone. 

A malfunction or loss of connection may be due to problems with your smartphone, momentary loss of GPS signal, poor coverage of the territory, for bad weather conditions, for weak battery or other.

CUSTOMER SERVICE

For any kind of problem write on the app to the CUSTOMER SERVICE, in the space: "How can we help you? "

On working days we will reply within 24 hours.

DO IT YOURSELF

tips to quickly resolve possible anomalies:

1. Verify that GPS and Bluetooth are active
2. Check the battery status of the 2 devices.
3. Turn your smartphone off and on again
4. Close and reopen the WOOLF_ID app
5. Go to your smartphone settings; close and reopen the BLUETOOTH

If the problems do exist:

6. Enters the WOOLF_ID app menu. If you read in the yellow from the first screen "no connection..." Click it to enter the next screen.

- By clicking on the "remove pairing of this device" window, a new one will instantly restart.

USE AND MAINTENANCE

WOOLF is water-repellent and impact-resistant. It is not waterproof, so in case of use with heavy or prolonged rains it is essential to protect it properly. WOOLF can be

cleaned with a slightly moistened cloth and products that do not contain chemicals. Always keep the device away from heat sources that could damage it irreparably. Avoid contact with or approach to any flame that could cause the battery to burst. Do not leave WOOLF in a car parked in the sun at temperatures above 60°.

Do not charge with Powerbank. Use only cables Micro USB charging, not damaged or not compatible.

Product warranty

If the case of fault, WOOLF/Moto may be returned during the two-year limited warranty period upon presentation of the purchase receipt. WOOLF s.r.l. undertakes to replace it with another new or reconditioned one with equivalent functions to the previous one. The new device will maintain the guarantees for the remaining period. The WOOLF s.r.l. warranty doesn't cover the battery, defects and damage caused by improper and inadequate use, contrarily to the manual instructions. Only WOOLF s.r.l. can establish the real defectiveness of each device and approve the replacement by the warranty terms.

Legal notes

WOOLF_ID is an information device, legal within the EU. In France the device complies with the current regulations. In order not to incur penalties, the function must remain active at all times. In France, Germany and Austria there are restrictions. In Switzerland, Cyprus, Macedonia and Turkey, **NO SIGNALLING DEVICE MAY BE USED.** **WOOLF S.r.l. is not responsible for the improper use of its devices and the non-compliance with the Highway Code in the countries where it is used.**

WOOLF_ID è 100% MADE IN ITALY

www.woolf.bike info@woolf.bike

WOOLF S.r.l. Via Pallone 12, 37121 Verona, Italy